

LLAREGYB GARLAND DANCE

Llaregyb: or Llareggub is the village in Dylan Thomas' Under Milkwood .The dances of this title are performed by the Cardiff Women and were filmed during their day of dance in 1980.

Set : 8 dancers

Step : except for the opening movement 123hop.

Once to Self : in two rows facing

	2	4	6	8
m				
	1	3	5	7

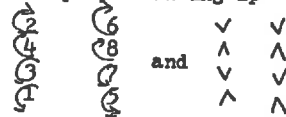
A1 1-4 All step on the spot facing partner, using closed sidesteps, right foot in front first and turning body about 30 degs.

	2	6	
5	4	8	ends face up.
m	3	7	
	1	5	

6 Those that moved up make a complete turn outwards on the spot, end facing up

7 Then the ends turn once on the spot also outwards

8 All quarter turn to face along line ready for reels.



A2 Reels of 4 across the set. Pass right shoulder first and dance a complete reel in 6/7 bars with the 8th on the spot facing centre of set. The reel has wide loops but the dancers do not turn the body or sway the garlands.

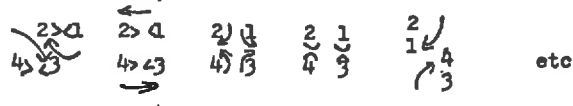

B1/2,4 Ladies Chain twice through. The centre four chain across (3,4,7,8) - 2 bars passing in the middle with right hand star, and turn opposite diagonal dancer left hand round in 2 bars. Back to place ditto and repeat all. The inactive (1,2,5,6) step on the spot for the 2 bars they are passing in the middle, facing in along the diagonals. For this figure 3 works with 1 (&6), 4 with 2 (&5), 8 with 6(&1) etc

4	6	The final turn	4	6	Thus the end is a little different for each couple. The last change is more of a back to back than a turn and dancers end facing other way to partner of the ladies chain.
2	8	ends as on left	2	8	
1	7	so that dancers	1	7	
3	5	can pass thus	3	5	

A3/4 Grand Chain - 16 bars all the way round. No touching in passing. Pass in odd bars, passing back to back each time, turn to face other way (ie to face in or out from centre of set) on the spot in the even bars. Make change of facing quick, each passing takes 2 bars therefore and garlands are mostly aligned with circumference of circle. In 16th bar come in to form two lines in original places as in once to self, but hands and garlands touching.


B3/4 Small Square - pairs push/pull to pass, 1st and 3rd pair odd side, others to even in two bars. Then open out by dancer of pair who is inside now, turning clockwise to move beside partner to face across set in 3rd bar. 4th bar on spot. Then the other dancer of the pair turns clockwise and moves in front of partner and that partner pushes them to be in line with other couple. Then all make 1/4 turn to face other pair. Continue this movement to place.

Llaregyb 2



Position at end of each bar.  
 Direction dancer facing shown.  
 Each change ends with 1 bar  
 on spot facing other pair.

The left hand one of the pair goes in front and is pushed but the very start of the figure has to be a little different. End facing up and down



A5/6 Dip and Dive - all the way round to starting place. Each change is 1 bar move and 1 bar hold - 16 bars in all. 1st and 3rd pairs go under first. When at end, pair turns out, on the spot, not as a pair, while the two pairs in the middle pass. Pair going down set goes over in the middle.

B5 1-4 move into one line r shoulder to partners right, in 4 bars, knuckles together. 1 bar in and 3 on the spot. 5-8 turn partner by right hand and move to form a double star, inside of star facing anti clock and outside clockwise.



B6 Double Star - 8 bars anti clockwise

ENDING - outer 4 turn anticlock on spot to face out along the diagonals and lower garlands. Inner 4 continue to face round as during the star and raise their garlands high.

LEAD OFF - in order 1 2 5 6 7 8 3 4, the inner one following their outer.