

## THE NORMANDY CROWN

Steps : polka throughout. Each dancer carries a garland.

Tune : "Stepping Tigers" written by Jean Piper

Source: One of the Whitworth Morris Garland dances adapted for 12 and modified

Title : Crown hill was once Normandy, there was a pub called the Crown, and one of the movements of the dance is a crown. The tune is named after the name of the 67th Regiment, the South Hampshires, given by George IV for 21 years service in India 1805-1826.

Formation : a set of 12 dancers, starting facing up, in two parallel files.

- 1, CAST TWO AT TIME (AAA) : all dance, top pair cast out and dance to bottom of set and fall in at back of files facing up, taking 4 bars in all, if possible, while all other dancers move up one place. This is repeated by each pair in turn, the last pair must complete in 4 bars ready for next movement.
- 2, STARS IN 4'S (BB) : The top 4 star right once round, the middle 4 star the other way to the left and the bottom 4 to the right. It is a slow moving star, 4 polkas in to form a ring, both hands touching neighbours, turning to form the star on the last beat. 8 polkas to go once round. End form ring again and back out to place on 4 polkas.
- 3, CROSS OVER (AA) : All cross over with partner, passing right shoulders, to opposite place in 4 polkas, all turn to face up and 4 polkas on the spot. Return to place, passing right shoulders again in 4 polkas, and all face up in own place for 4 polkas on spot. When passing bring handles of garlands together in front of dancer to reduce space needed for passing.
- 4, CROWN (BBB) : 1st and 3rd, 4th and 6th pairs dance in to form rings on 4 polkas. The others step on the spot. The active pairs raise the garlands up high to form "crowns" and dance round in a circle clockwise, once round in 8 polkas, knuckles touching. These then dance backwards to place on 4 polkas while the other 4 dancers simultaneously dance into the centre and form a ring of their own. The 2nd & 5th pairs form a crown and dance once round in 4 polkas and retire out to place on 4 polkas. These back out to end with the 2nd pair facing down and the 5th pair facing up. While they do this, the others turn so that the 1st and 6th pairs face their partners, the 3rd pair faces up and the 4th pair faces down.
- 5, GRAND CHAIN (AAA) : The dancers start facing alternate directions. They pass the one facing and each other they meet in turn on 2 polkas for each pass, going alternately to the left (passing right shoulder) and to the right (passing left shoulders). The garland is swayed out, away from the dancer being passed on the first polka and is upright for the second. The garland sways to the left for the first passing. The dancers go all the way round the set to their starting place and they all face up in the last bar.

- 6, BOTTOMS UP (BBB) : like figure 1 in reverse. The bottom pair polka up the middle to the top, trying to complete the movement in 4 bars, and moving out into top place at the very end. All the rest polka backwards one place during the 4 polkas. Each pair in turn leads up from the bottom till the original top couple comes up the middle to place,
- 7, CAST AND RING (AA) : the top pair then leads the set straight into a single cast, each file going down the outside of their line. The top pair when they reach the bottom cut in and pass each other so that the two files pass between each other alternately coming up on the other side of the set and forming a circle facing in. On a chord all turn to their right to face out and bow quickly. To turn each dancer takes a short step back with the right foot and then rotates on the balls of the feet.

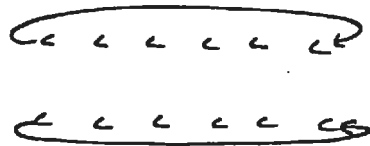



FIG. 1.



FIG. 2.



FIGURE 4.



START FIG. 5

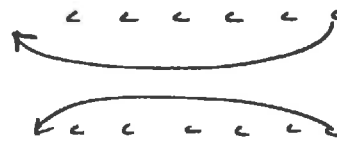


FIG. 6.

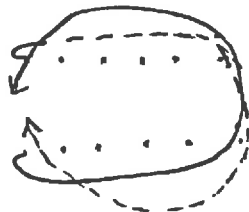


FIG. 7